

MAFI 43692

Corner Wall Mount



Designed to provide a pole mount at the corner of a wall with a clearance of 50 mm (2 in). The product is dimensioned to carry medium-weight tubes and equipment mounted between the wall brackets. The kit consists of a pair of brackets with all necessary U-bolts.

Flexibility

The product can be mounted either directly to brick or concrete walls, or using through-mounts with back plates. Equipment poles can range from Ø 60–114.3 mm (2.4–4.5 in).

Additional Data

For more detailed product data see sections **Wall Bracket Properties**, **Rotational Slip Table** and **Package Data**. Additional information for this product can be found at www.mafigroup.com, or use the QR-code on next page.

How to Order

To order this kit, please contact MAFI quoting article number:

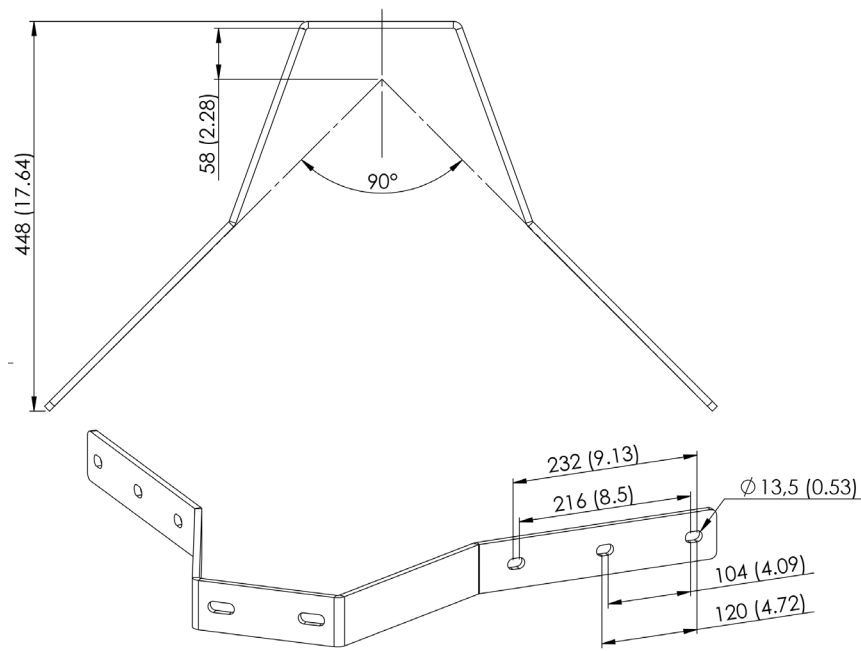
43692 or E-order number (SEG): **6000694**

Contact information can be found at www.mafigroup.com.

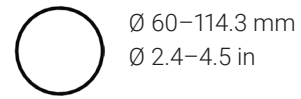


Content of kit

Measurements in mm (in)

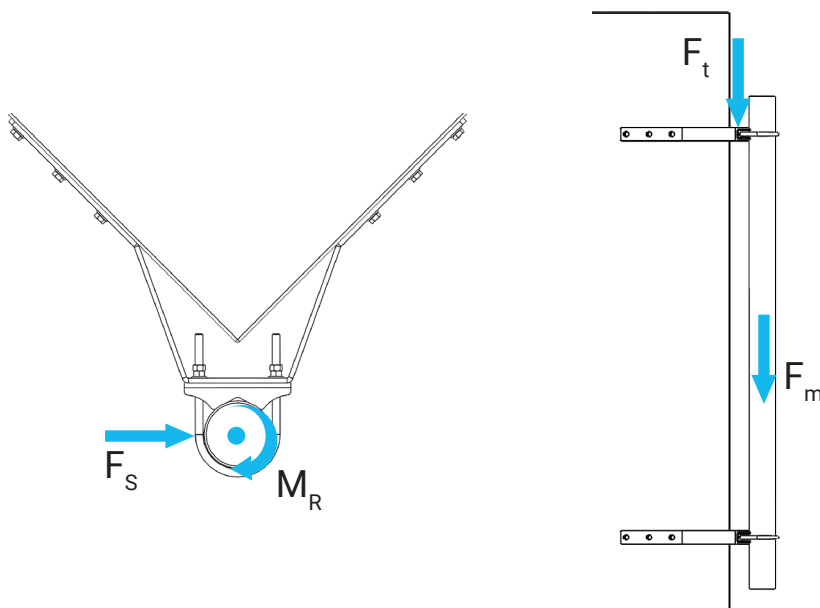


Offset member



Performance

Ultimate transient man-load (F_t): 2.4 kN
 Load capacity (F_m): 100 kg (220 lb)
 Maximum side force/bracket (F_s): 2300 N
 Rot. slip resistance (M_R): See *Rotational Slip Table*



Parts list

Part	Material	Quantity
Wall bracket	S355MC HDG	2
U-bolt M12	8.8 HDG	4
Nut M12	8.8 HDG	16
Washer	8.8 HDG	8

Product options

Tubes of various lengths, diameters and wall thicknesses can be ordered from MAFI.



Rotational Slip Table

Design resistance data

Use the table below to check for rotational slip when mounting brackets on a circular member.

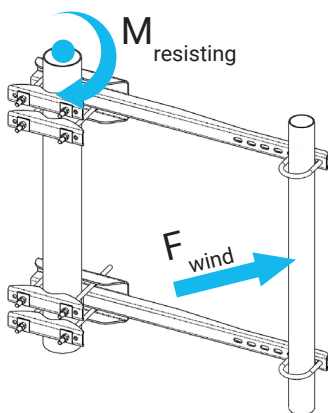
Use the unfactored wind load on the equipment multiplied by the actual offset dimension from the centreline of the parent tube to the centroid of the equipment to calculate the applied torque. The unfactored load is to be used because rotational slip is regarded as a serviceability failure and not a strength failure.

The values shown in the table are for a single bracket, so for a normal pair of brackets, the total torque resistance would be double that shown in the table.

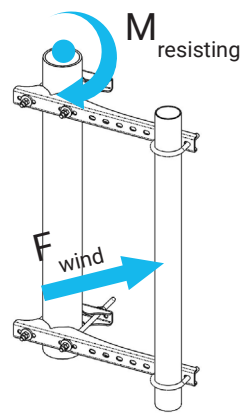
Each bracket added to the offset pole increases rotational slip resistance by the figure shown in the table. The resistance increases linearly with the diameter of the parent pole.

Resisting torque per single bracket

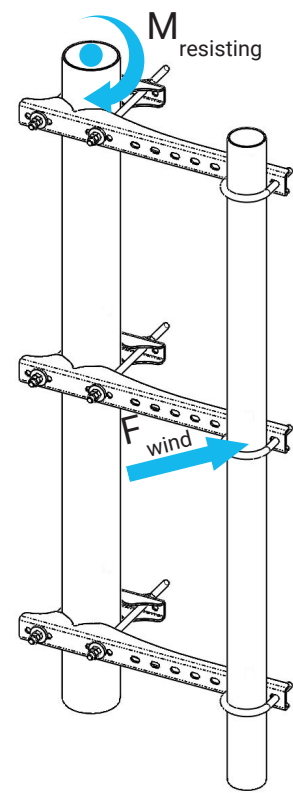
Parent member ø mm (in)	Torque (Nm) General	Torque (Nm) Product: 3272	Torque (Nm) Product: 3541	Torque (Nm) Product: 3544	Torque (Nm) Product: 2414
25 (1)	77	-	-	-	-
42.3 (1.7)	152	-	-	-	-
48.3 (1.9)	178	356	-	-	-
60.3 (2.4)	230	460	115	172	-
76.1 (3)	298	596	159	223	-
88.9 (3.5)	353	706	176	264	-
101.6 (4)	408	816	204	306	816
114.3 (4.5)	462	924	231	346	924
139.7 (5.5)	572	1144	-	-	-
152.4 (6)	627	1254	-	-	-
168.9 (6.6)	698	1396	-	-	-
193 (7.6)	802	1396	-	-	-
244.5 (9.6)	1025	-	-	-	-



Example using two brackets with double clamps. Parent member is ø 114.3 mm (4.5 in). Maximum torque is then $2 \times 924 = 1848$ Nm.



Example using two brackets with single clamps. Parent member is ø 114.3 mm (4.5 in). Maximum torque is then $2 \times 462 = 924$ Nm.



Example using three brackets with single clamps. Parent member is ø 114.3 mm (4.5 in). Maximum torque is then $3 \times 462 = 1386$ Nm.

Wall Bracket Properties

Guidance

This table allows a quick comparison of load capacity, offset member and offset range for MAFI wall brackets. **Please read our disclaimer found on page 4.**

It's OK to have the pole a size less than the U-bolt. A U-bolt works by squeezing the pole against the bracket through the tangential point of contact, not by gripping the sides of the pole. It's important to follow the installation instructions regarding the specified nut-tightening torque. The tightening torque is calculated for every MAFI U-bolt leg or threaded rod to produce the required tension. It's not going to slip if it's installed properly.

Ø U-bolt mm (in)	Offset Member Allowed Ø mm (in)				
	60.3 (2.4)	76.1 (3)	88.9 (3.5)	101.1 (4)	114.3 (4.5)
76.1 (3)	✓	✓	✗	✗	✗
114.3 (4.5)	✗	✗	✓	✓	✓

Load Capacity is the maximum mass (equipment plus offset member) that you can hang on a pair of brackets at the maximum offset. Extra brackets can be added to increase the load capacity proportionately e.g. two pairs of brackets supporting a single offset member can carry double the mass of a single pair.

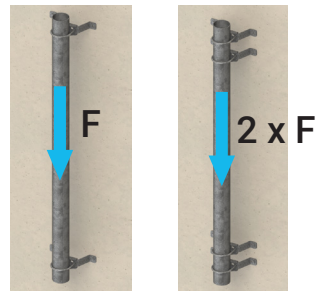
In addition to the permitted equipment mass, all brackets mounted at least as a pair can support a 160 kg rigger standing on the end.

All brackets in the table are sold as pairs.

Load Capacity

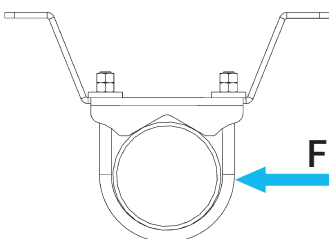
The **3541** bracket pair to the left can carry 100 kg/220 lb.

Using two pairs of bracket means that the load capacity doubles to 200 kg/441 lb.



Side Force

The side force is the maximum force that a single bracket is designed for.



Offset Member

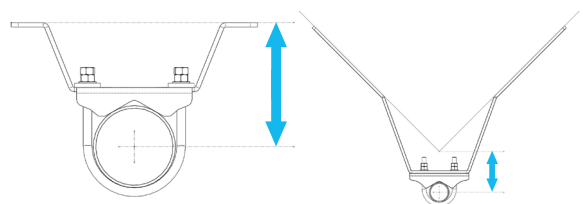
Showing a pair of **3544** brackets with an offset member mounted.








Min and Max Offset

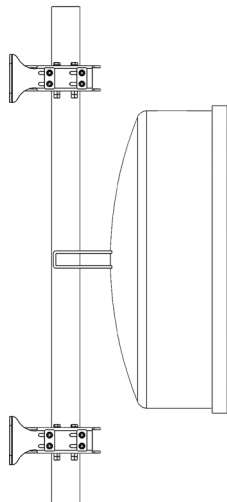
Offset for **3541**, **3544** and **2414** is measured from wall surface to offset member centre.

For **43692** it is the offset between the wall corner and offset member centre.



Product	Load Capacity	Side Force	Offset Member	Min Offset	Max Offset
3541 	100 kg (220 lb)	1200 N per single bracket	○ 60 - 114.3 mm (2.4 - 4.5 in)	141 mm (5.6 in)	172 mm (6.8 in)
3544 	100 kg (220 lb)	2300 N per single bracket	○ 60 - 114.3 mm (2.4 - 4.5 in)	416 mm (16.4 in)	447 mm (17.6 in)
2414  	Configuration 1: 500 kg (1102 lb) Configuration 2: 240 kg (529 lb)	12000 N per single bracket 12000 N per single bracket	○ 101.6 - 114.3 mm (4 - 4.5 in) ○ 101.6 - 114.3 mm (4 - 4.5 in)	226 mm (8.9 in) 226 mm (8.9 in)	226 mm (8.9 in) 226 mm (8.9 in)
43692 	100 kg (220 lb)	2300 N per single bracket	○ 60 - 114.3 mm (2.4 - 4.5 in)	124 mm (4.9 in)	155 mm (6.1 in)

Configuration 1



Equipment mounted between brackets.

Configuration 2

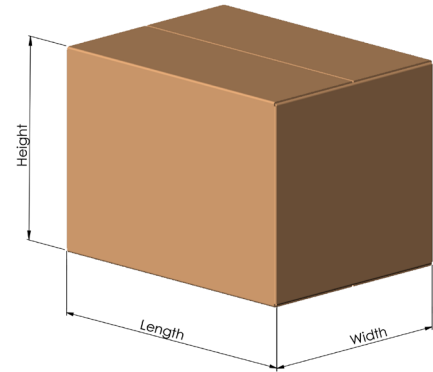


Equipment mounted above brackets.

Package data

Package data

Product	Length mm (in)	Width mm (in)	Height mm (in)	Weight kg (lb)
1234	300 (11.8)	300 (11.8)	30 (1.2)	2.4 (5.3)
1236	200 (7.9)	50 (2)	50 (2)	0.5 (1.1)
1237	460 (18.1)	110 (4.3)	40 (1.6)	1.5 (3.3)
1241	200 (7.9)	180 (7.1)	140 (5.5)	2.9 (6)
1242	570 (22.4)	125 (4.9)	25 (1)	1.6 (3.5)
2230	1100 (43.3)	160 (6.3)	100 (3.9)	13.8 (30.4)
2231	2100 (82.7)	160 (6.3)	100 (3.9)	20.3 (44.8)
2232	3100 (122)	160 (6.3)	100 (3.9)	26.8 (59.1)
2233	1100 (43.3)	160 (6.3)	100 (3.9)	14.8 (32.6)
2234	2100 (82.7)	160 (6.3)	100 (3.9)	21.3 (47)
2235	3100 (122)	160 (6.3)	100 (3.9)	27.8 (61.3)
2414	385 (15.2)	295 (11.6)	200 (7.9)	17 (37.5)
3022	1040 (40.9)	170 (6.7)	95 (3.7)	21 (46.3)
3058	420 (16.5)	100 (3.9)	110 (4.3)	2.6 (5.7)
3115	250 (9.8)	150 (5.9)	100 (3.9)	4 (8.8)
3116	178 (7)	175 (6.9)	82 (3.2)	3.2 (7.1)
3117	280 (11)	180 (7.1)	120 (4.7)	6.2 (13.7)
3263	640 (25.2)	115 (4.5)	65 (2.6)	7.3 (16.1)
3265	640 (25.2)	150 (5.9)	70 (2.8)	7.5 (16.5)
3268	1050 (41.3)	170 (6.7)	65 (2.6)	12.1 (26.7)
3270	2000 (78.7)	160 (6.3)	160 (6.3)	40 (88.2)
3272	1050 (41.3)	170 (6.7)	65 (2.6)	19.4 (42.8)
3273	460 (18.1)	115 (4.5)	60 (2.4)	6.2 (13.7)
3274	410 (16.1)	110 (4.3)	50 (2)	5.8 (12.8)
3510	210 (8.3)	160 (6.3)	120 (4.7)	6 (13.2)
3541	385 (15.2)	300 (11.8)	90 (3.5)	4.9 (10.8)
3544	590 (23.2)	450 (17.7)	150 (5.9)	13.8 (30.4)
3610	440 (17.3)	280 (11)	80 (3.1)	12.1 (26.7)
3611	500 (19.7)	280 (11)	80 (3.1)	12.9 (28.4)
3612	500 (19.7)	280 (11)	80 (3.1)	11.2 (24.7)
3613	500 (19.7)	400 (15.7)	100 (3.9)	16.5 (36.4)
3614	440 (17.3)	400 (15.7)	100 (3.9)	17.5 (38.6)
3615	440 (17.3)	400 (15.7)	100 (3.9)	16.1 (35.5)
4019-2	360 (14.2)	230 (9.1)	90 (3.5)	5.8 (12.8)
4019-3	430 (16.9)	360 (14.2)	60 (2.4)	10.6 (23.4)
4019-4	810 (31.9)	260 (10.2)	60 (2.4)	11.5 (25.4)
4020	230 (9.1)	210 (8.3)	85 (3.3)	4.3 (9.5)
4036	405 (15.9)	105 (4.1)	100 (3.9)	5.7 (12.6)
4037	395 (15.6)	105 (4.1)	60 (2.4)	1.9 (4.2)



Package data

Product	Length mm (in)	Width mm (in)	Height mm (in)	Weight kg (lb)
4112	1200 (47.2)	800 (31.5)	340 (13.4)	122 (269)
4120	1130 (44.5)	310 (12.2)	130 (5.1)	16.7 (36.8)
4309	1200 (47.2)	800 (31.5)	340 (13.4)	111 (244.7)
4310	1200 (47.2)	800 (31.5)	340 (13.4)	65.7 (144.8)
4316	1850 (72.8)	350 (13.8)	230 (9.1)	27 (59.5)
4415	390 (15.4)	230 (9.1)	120 (4.7)	13.5 (29.8)
4418	390 (15.4)	275 (10.8)	120 (4.7)	15.3 (33.7)
4600	1250 (49.2)	350 (13.8)	350 (13.8)	65 (143.3)
4601	1750 (68.9)	350 (13.8)	350 (13.8)	105 (231.5)
4602	2300 (90.6)	350 (13.8)	350 (13.8)	137 (302)
5012	300 (11.8)	255 (10)	65 (2.6)	5.2 (11.5)
5013	265 (10.4)	240 (9.4)	65 (2.6)	4.4 (9.7)
5022	300 (11.8)	255 (10)	65 (2.6)	5.7 (12.6)
5023	265 (10.4)	240 (9.4)	65 (2.6)	4.4 (9.7)
5030	390 (15.4)	240 (9.4)	130 (5.1)	12.5 (27.6)
5031	260 (10.2)	230 (9)	75 (2.9)	8 (17.6)
5110	540 (21.3)	345 (13.6)	20 (0.8)	3.3 (7.3)
5310	150 (5.9)	110 (4.3)	40 (1.6)	2.8 (6.2)
5311	180 (7.1)	110 (4.3)	40 (1.6)	3.1 (6.8)
5312	180 (7.1)	110 (4.3)	40 (1.6)	3.1 (6.8)
5320	220 (8.7)	140 (5.5)	50 (2)	2.4 (5.3)
5321	250 (9.8)	150 (5.9)	50 (2)	2.7 (6)
6029	500 (19.7)	100 (3.9)	70 (2.8)	4.9 (10.8)
6030	215 (8.5)	155 (6.1)	70 (2.8)	1.5 (3.3)
7000	390 (15.4)	370 (14.6)	50 (2)	0.5 (1.1)
8051	1400 (55.1)	800 (31.5)	350 (13.8)	86 (189.6)
8057	1400 (55.1)	800 (31.5)	350 (13.8)	57 (125.7)
32655/57/58	400 (15.7)	100 (3.9)	50 (2)	1.2 (2.6)
32660/63	550 (21.7)	100 (3.9)	70 (2.8)	2 (4.4)
32664	550 (21.7)	100 (3.9)	70 (2.8)	2.7 (6)
41121	1200 (47.2)	800 (31.5)	340 (13.4)	118 (260.1)
43091	1200 (47.2)	800 (31.5)	340 (13.4)	94.9 (209.2)
43092	1200 (47.2)	800 (31.5)	340 (13.4)	100.7 (222)
43246	210 (8.3)	210 (8.3)	75 (2.9)	3.2 (7.1)
43247	230 (9.1)	230 (9.1)	75 (2.9)	4.4 (9.7)
43248	280 (11)	280 (11)	100 (3.9)	6.9 (15.2)
43249	280 (11)	280 (11)	100 (3.9)	7.8 (17.2)
43692	800 (31.5)	600 (23.6)	340 (13.4)	12.5 (27.6)
91100	1640 (64.6)	450 (17.7)	310 (12.2)	105 (231.5)
91101	2140 (84.2)	450 (17.7)	310 (12.2)	120 (264.6)
91110	2300 (90.6)	300 (11.8)	200 (7.9)	22 (48.5)